



MABION

**Basic information
on Mabion S.A.**

Disclaimer

This document ("Document") has been drawn up by Mabion S.A.. The information contained herein has been compiled and prepared with due diligence, based on facts and information from sources which Mabion S.A. considers to be reliable.

None of the information contained in the Document constitutes a recommendation, investment, legal, or tax advice, nor is it an indication that any investment or strategy is appropriate and individually addressed to institutions or any other persons to whom the Document is made available. Mabion S.A. does not guarantee the completeness of the information contained herein and accepts no liability for the consequences of investment decisions taken on the basis of the Document. The liability for investment decisions and any damages incurred as a result of such decisions rests solely with the person making such decisions. The information contained herein may become outdated and Mabion S.A. is under no obligation to inform you of this fact.

The Document serves informational purposes only and does not constitute an offer within the meaning of civil law, a public offering within the meaning of public offering rules, an acquisition proposal, an advertisement, or an invitation to acquire shares in Mabion S.A.

None of the provisions of the Document create an obligation to enter into any agreement or to establish any legal relationship to which Mabion S.A. would be a party.

- 01** | Management Board of the Company
- 02** | Mabion - an integrated biopharmaceutical company and CDMO
- 03** | Selected financial figures
- 04** | Corporate fundamentals
- 05** | Shareholders
- 06** | Corporate calendar 2022

Zarząd Mabion S.A.



Krzysztof Kaczmarczyk

CEO
President of the Management Board

Directs the work of the Management Board and coordinates the work of the other members of the Management Board.

The CEO's main tasks include the development of the Company's business strategy and investment policy, and the acquisition of business and strategic partners for the Company.

The CEO is also responsible for risk management, disclosure obligations and investor relations, and for overseeing the correct implementation of the Company's operational and financial activities.



Sławomir Jaros, PhD, MBA

CSO, COO, Członek Zarządu

As a member of the Management Board, responsible for overseeing, managing and integrating the following areas in the Company: medicine design, technology development and analytics, clinical research, and occupational safety and pharmaceutical risk control.

His tasks include cooperation with external partners in the areas of technology, science and commercialisation, and the development of strategies for new products and technologies.

Also responsible for the area of manufacturing, quality control and quality assurance and for the implementation of technological and analytical processes in the pharmaceutical environment, process scale-up, quality, time and cost optimisation of processes, as well as oversight of manufacturing processes and operational management.



Adam Pietruszkiewicz

Członek Zarządu

On the Management Board, responsible for the business development of the Company, leading strategic projects, as well as acquiring new partners.

On his initiative, the business relationship with Novavax was established.



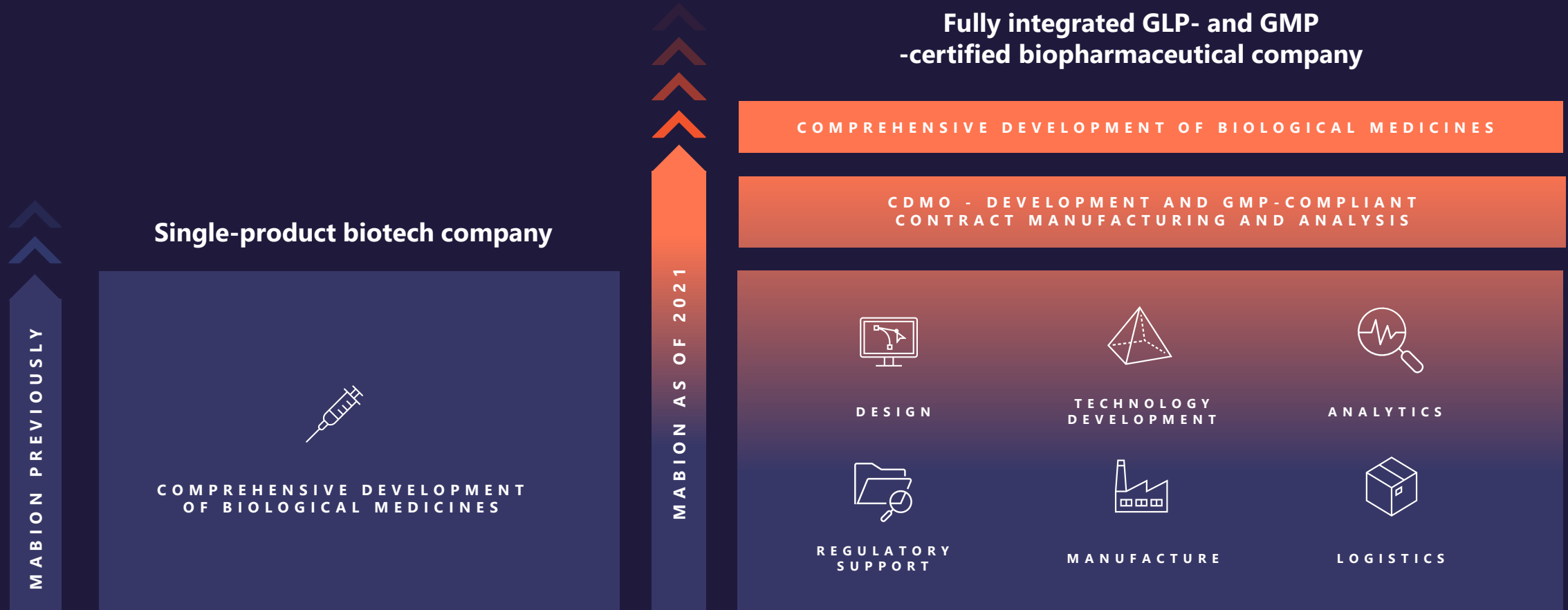
Grzegorz Grabowicz, MBA

CFO
Członek Zarządu

Responsible for overseeing and managing the Company's financial policy.

Responsible for fundraising, negotiating major financial operations and business transactions of the Company, and developing Company's financial plans and financial reporting.


Mabion becomes a fully integrated biopharmaceutical company and an integrated CDMO



Company's vision - an integrated biopharmaceutical company



Mabion focuses on two areas: own projects and contract manufacturing and services



- Opis**
- > Mabion's flagship product is CD20, used in various oncological, neurological and immunological diseases
 - > Within its own capabilities, Mabion identifies, develops and manufactures selected biosimilar medicines, and then establishes partnerships to commercialise the manufactured products
 - > Mabion is currently collaborating with Novavax, manufacturing an antigen for a COVID-19 vaccine
 - > Mabion is able to provide diversified development and manufacturing services to third parties active in the field of development of biological assets

- Selected key applications**
- > non-Hodgkin's lymphoma
 - > rheumatoid arthritis
 - > rare immunological diseases
 - > multiple sclerosis
 - > **Nuvaxovid** (COVID-19 vaccine)

Selected financial data on an annual basis (1)

Selected financial data on an annual basis (2)

Selected financial data on a quarterly basis (1)

Selected financial data on a quarterly basis (2)

Data in PLN million	2019	2020	2021
Income	-	-	56,9
Cost of sales	-	-	21,0
Gross profit/(loss) on sales	-	-	35,9
<i>Gross sales margin</i>	n/a	n/a	63%
EBITDA	-52,2	-44,8	-1,0
<i>Margin EBITDA</i>	n/a	n/a	-2%
Depreciation and amortisation	11,1	9,8	8,8
EBIT	-63,3	-54,7	-9,8
<i>Margin EBIT</i>	n/a	n/a	-17%
Financial net income/costs	-0,5	-1,1	-0,4
Gross profit (loss)	-63,7	-55,8	-10,3
Income tax	-	-	-12,2
Net profit/(loss)	-63,7	-55,8	1,9



Selected financial data on an annual basis (1)

Selected financial data on an annual basis (2)

Selected financial data on a quarterly basis (1)

Selected financial data on a quarterly basis (2)

Cash flow in PLN million	2019	2020	2021
Net cash flows from operating activities	-33,8	-35,2	-32,9
Net cash flows from investment activities	-9,2	-3,0	-31,3
Net cash flow from financial activities	12,5	12,7	110,5

Balance in PLN million	31.12.2019	31.12.2020	31.12.2021
Fixed Assets	73,2	66,5	101,8
Current assets, of which	40,3	11,8	82,4
<i>cash and cash equivalents</i>	28,0	2,4	48,7
Total Assets	113,5	78,3	184,2
Equity	-21,6	-77,4	53,3
Long-term liabilities, of which	48,7	51,1	34,8
<i>deferred income from grants</i>	30,7	34,0	32,2
Short-term liabilities, of which	86,4	104,6	96,1
<i>repayable advances on distribution rights</i>	44,4	44,1	1,8
<i>trade liabilities</i>	15,9	18,1	23,2
<i>liabilities arising from the implementation of agreements</i>	1,6	1,6	46,1
Total Liabilities	113,5	78,3	184,2



Selected financial data on an annual basis (1)

Selected financial data on an annual basis (2)

Selected financial data on a quarterly basis (1)

Selected financial data on a quarterly basis (2)

Data in PLN million	1Q 2021	2Q 2021	3Q 2021	4Q 2021	1Q 2022
Income	-	1,6	-	55,3	38,6
Cost of sales	-	-	-	21,0	21,8
Gross profit (loss) on sales	-	1,6	-	34,3	16,8
<i>Gross sales margin</i>	<i>n/a</i>	<i>n/a</i>	<i>n/a</i>	62%	44%
EBITDA	-11,9	-2,3	-14,2	27,4	9,6
<i>Margin EBITDA</i>	<i>n/a</i>	<i>n/a</i>	<i>n/a</i>	50%	25%
Depreciation and amortisation	2,2	2,1	2,1	2,4	2,5
EBIT	-14,1	-4,4	-16,3	25,0	7,1
<i>Margin EBIT</i>	<i>n/a</i>	<i>n/a</i>	<i>n/a</i>	45%	18%
Financial net income/costs	-3,0	1,9	0,7	-0,1	0,3
Gross profit (loss)	-17,1	-2,5	-15,6	24,9	7,4
Income tax	-	-	-	-12,2	-
Net profit/(loss)	-17,1	-2,5	-15,6	37,1	7,4
	1Q 2021	2Q 2021	3Q 2021	4Q 2021	1Q 2022
Net cash flows from operating activities	14,5	-29,4	-11,0	-32,9	-27,2
Net cash flows from investment activities	-0,1	-8,0	-17,8	-31,3	-2,4
Net cash flow from financial activities	-13,5	112,3	111,5	110,5	-1,0

Selected financial data on an annual basis (1)

Selected financial data on an annual basis (2)

Selected financial data on a quarterly basis (1)

Selected financial data on a quarterly basis (2)

Data in PLN million	1Q 2021	2Q 2021	3Q 2021	4Q 2021	1Q 2022
Fixed Assets	65,6	71,1	79,4	101,8	102,9
Current assets, of which	147,7	156,3	112,7	82,4	65,0
<i>cash and cash equivalents</i>	3,4	77,3	85,1	48,7	18,1
Total Assets	213,3	227,4	192,1	184,2	167,8
Equity	39,3	31,8	16,2	53,3	60,8
Long-term liabilities, of which	50,9	57,4	57,4	34,8	36,0
<i>deferred income from grants</i>	34,0	33,7	33,7	32,2	32,7
Short-term liabilities, of which	123,2	138,2	118,5	96,1	71,1
<i>repayable advances on distribution rights</i>	46,4	1,8	1,8	1,8	1,8
<i>trade liabilities</i>	27,1	15,2	16,1	23,2	11,0
<i>liabilities arising from the implementation of agreements</i>	3,6	2,0	2,5	46,1	32,1
Total Liabilities	213,3	227,4	192,1	184,2	167,8



Corporate fundamentals

> **Mabion does not form a capital group**

> **The share capital of the Company is divided into 16,161,826 shares with a nominal value of PLN 0.10 each, including:**

450,000 A series registered preference shares,
450,000 B series registered preference shares,
450,000 C series registered preference shares,
450,000 D series ordinary bearer shares,
100,000 E series registered preference shares,
100,000 F series registered preference shares,
20,000 G series registered preference shares,
2,980,000 H series ordinary bearer shares,
1,900,000 I series ordinary bearer shares,
2,600,000 J series ordinary bearer shares,
790,000 K series ordinary bearer shares,
510,000 L series ordinary bearer shares,
360,000 M series ordinary bearer shares,
340,000 N series ordinary bearer shares,
300,000 O series ordinary bearer shares,
1,920,772 P series ordinary bearer shares,
10,500 S series ordinary bearer shares,
2,430,554 U series ordinary bearer shares.

> The registered shares of A, B, C, E, F and G series are preference shares to the extent that each such share entitles to two votes at the General Meeting. The total number of votes resulting from all issued shares of the Company is 17,731,826.

> **Dividend policy**

The Company has not paid dividends in the period of previous 5 financial years. The Management Board aligns the dividend policy with the Company's current economic and business condition, taking into account the extent of necessary investments. At present, the Company is at a stage of development and it seems advisable to retain any profit within the Company.

Shareholding structure of Mabion S.A. (share in the number of votes)

Twiti Investments Ltd

18,44%

Maciej Wieczorek through Glatton sp. zoo and Celon Pharma S.A.


12,47%

Polfarmex S.A.

11,04%

Other

58,06%



Corporate calendar 2022

- > Publication of the annual report for 2021 **21 April 2022**
- > Publication of the quarterly report for Q1 2022 **27 May 2022**
- > Ordinary General Meeting **21 June 2022**
- > Publication of the semi-annual report for 1H 2022 **22 September 2022**
- > Publication of the quarterly report for Q3 2022 **24 November 2022**



Mabion S.A.

SCIENTIFIC AND INDUSTRIAL COMPLEX FOR MEDICAL BIOTECHNOLOGY

UL. GEN. M. LANGIEWICZA 60
95-050 KONSTANTYNÓW ŁÓDZKI
+48 42 207 78 90

IR CONTACT DETAILS - CC GROUP

PIOTR OWDZIEJ
+48 22 440 1 440
PIOTR.OWDZIEJ@CCGROUP.PL

KATARZYNA MUCHA
+48 22 440 1 440
KATARZYNA.MUCHA@CCGROUP.PL

MABION